

New Planning Center Online Giving Instructions

1. Log into your Dashboard Page: <https://bensonmemorialumc.churchcenter.com/login>

Use either your mobile phone number or email address

bensonmemorialumc.churchcenter.com/login

gin | Va... | Trust | Personal Ba... | W Wespeth Contributi... | PAYROLL - Ministry... | iFax.PRO | Online Data Collect... | United Methodist F...

Home Give Groups Signups More Log in

To get started, enter your mobile number. We'll send you a code you can use to log in or create an account.

888-555-1212

By continuing, you agree to Planning Center's Terms of Service and Privacy Policy.

Next

Use email address instead

2. Enter the code provided to you by either text message or email.

bensonmemorialumc.churchcenter.com/login

n | Va... | Trust | Personal Ba... | W Wespeth Contributi... | PAYROLL - Ministry... | iFax.PRO | Online Data Collect... | United Methodist F...

Home Give Groups Signups More Log in

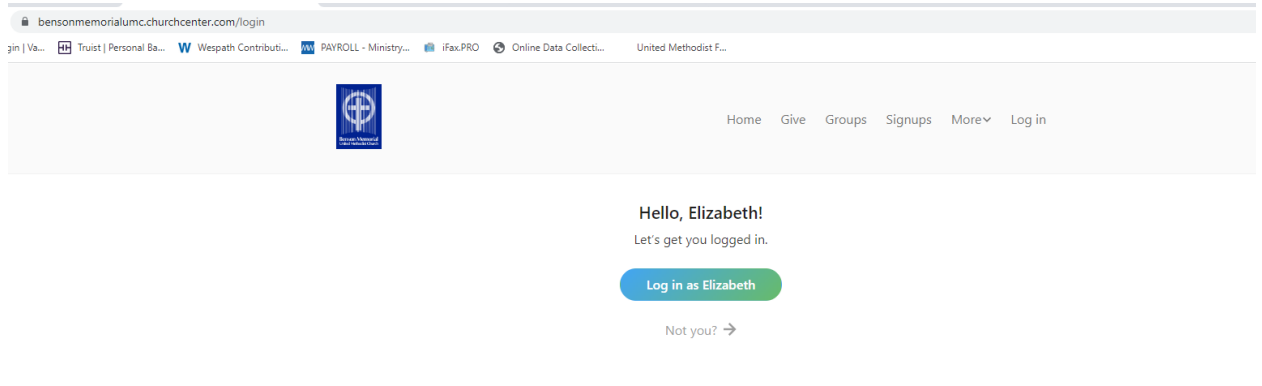
Please enter the six-digit code sent to businessmanagerbmumc@gmail.com:

000000


Next

Edit email address Resend code

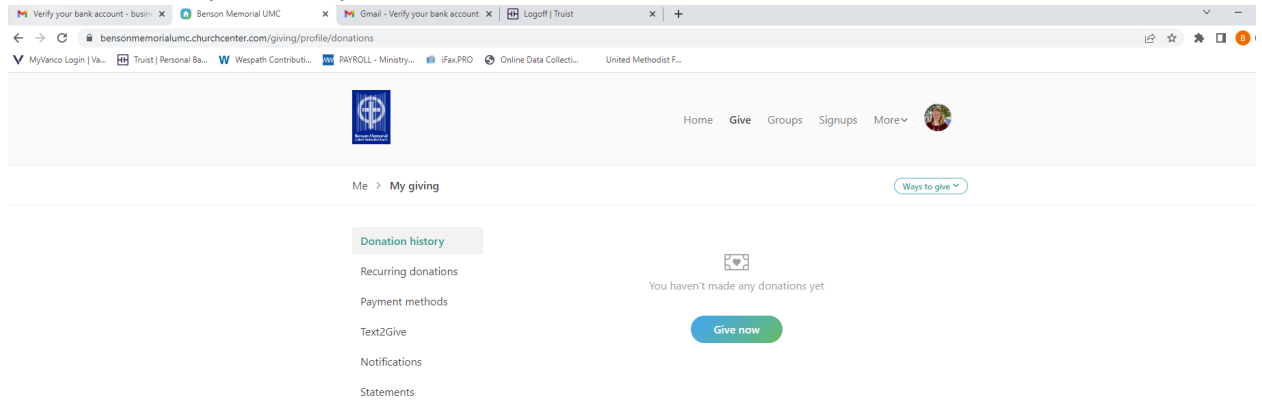
3. Log In -



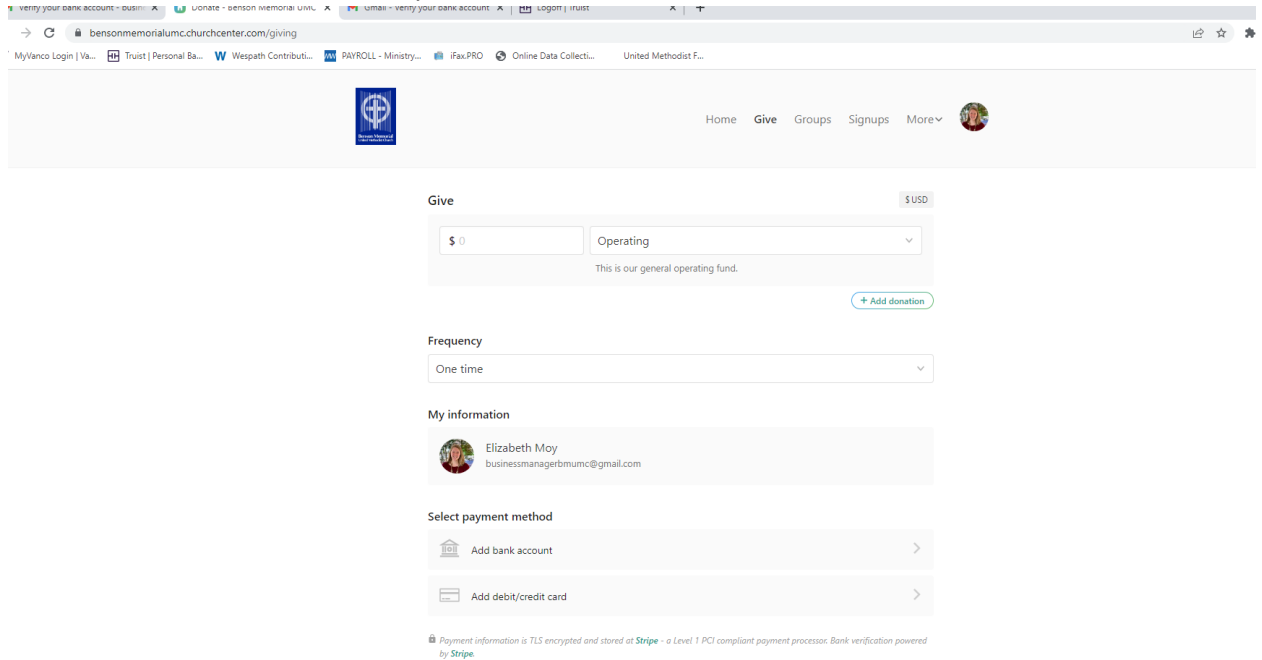
4. This is the Home Landing Page of your Planning Center Account:



5. Select the Give option then press “Give Now”.



6. Add Donation amount and Add Payment Method.



7. If Using Bank account – Go through the Bank Account Verification Process. There are two options – to use your online banking account to link to this Stripe Payment account ****NOTE WE DO NOT SAVE YOUR ONLINE BANKING INFORMATION**** - or Manually Verify your bank account using Routing and Account numbers.


Give \$USD

This is our general operating fund.


[+ Add donation](#)

Frequency

My information

 Elizabeth Moy
businessmanagerbmumc@gmail.com

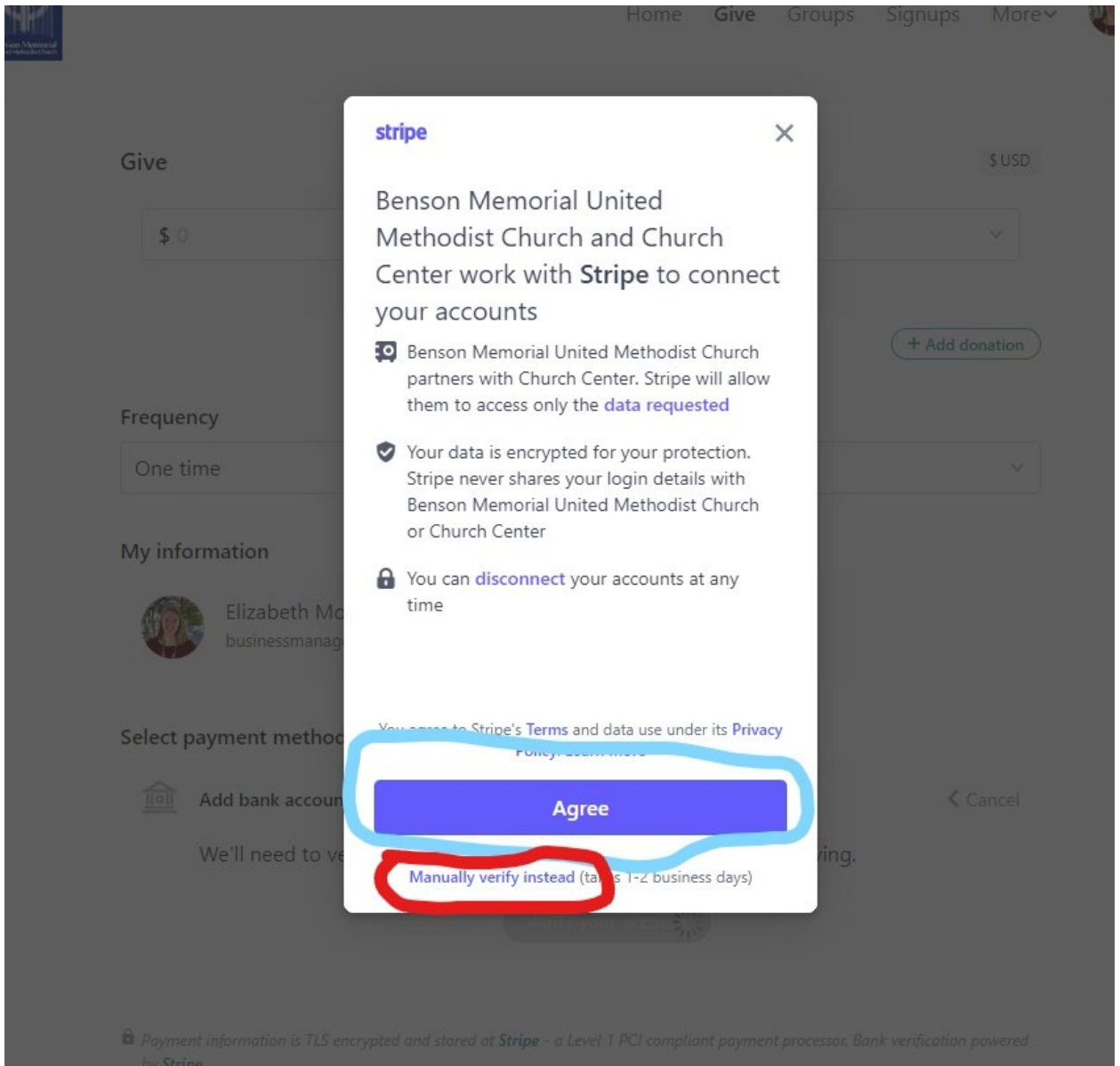
Select payment method

 **Add bank account** < Cancel

We'll need to verify your bank account before it can be used for giving.

[Verify your account](#)

Payment information is TLS encrypted and stored at Stripe - a Level 1 PCI compliant payment processor. Bank verification powered by Stripe.



8. If you press the “Agree” Button – this will ask you to log into your online banking account using the steps below – if you choose the Manually Verify Instead, go to step 9.



stripe



Select your bank

Q Search for your bank

CHASE 

WELLS
FARGO

Bank of America.


 USAA®

 PNC

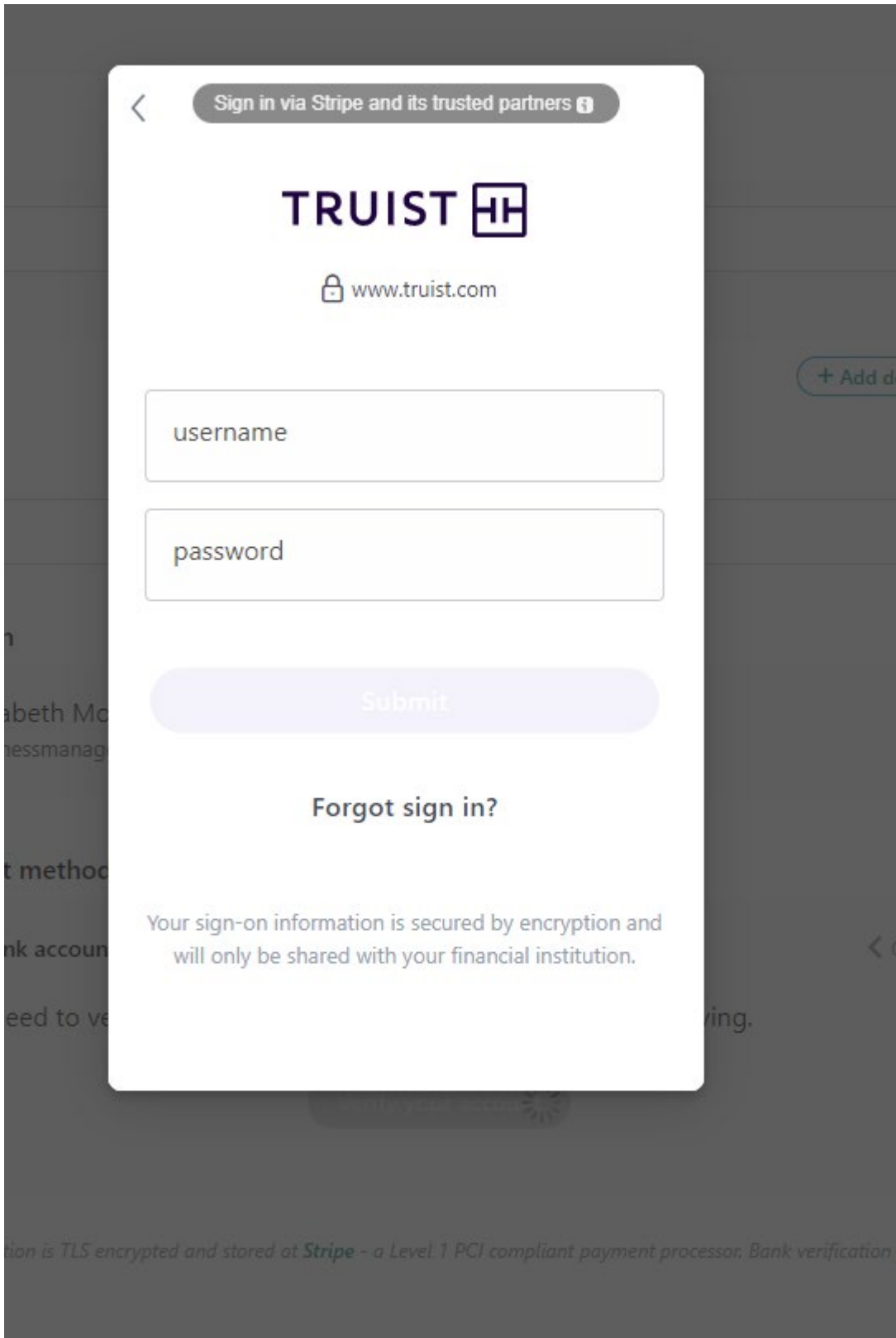
 Capital One

NAVY
FEDERAL
Credit Union

 TRUIST

usbank

 REGIONS



9. To MANUALLY VERIFY YOUR ACCOUNT – not needed if you used step 8. Enter your Routing and Account Number. You will receive an email explaining the next steps to verifying your account.

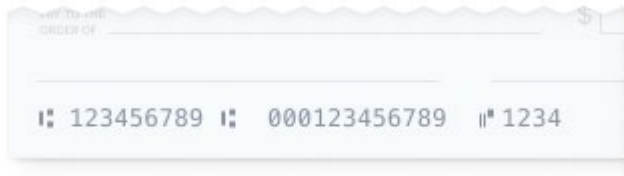


stripe



Enter bank account details

Your bank information will be verified with micro-deposits to your account.



Routing number

Account number

Please enter a checking account.

Confirm account number

Continue



Next Steps for Bank Verification

Hi Elizabeth,

We've started the process of adding your bank account to your donor profile. Once your **USAA FEDERAL SAVINGS BANK** account ending in 5539 is verified, you'll be able to give by ACH.

Here's what to do next:

1. Wait a day or two.

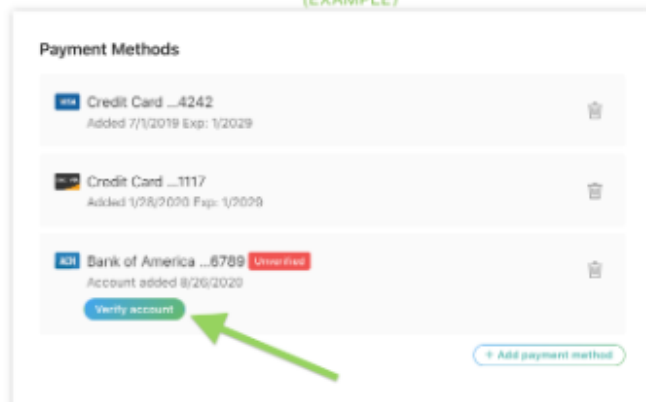
In a couple days, you'll see a \$0.01 deposit from BMUMC arrive in your bank account. The description will include a 6-character code beginning with "SM" (the memo or details field will also include "ACCTVERIFY"). When you see that deposit post to your account, you're ready for step 2.

2. Verify the deposit code.

Verify the 6-character code (beginning with "SM") within your donor profile at: <https://bensonmemorialumc.churchcenter.com/giving/profile/payment-methods>

You may be asked to log in using a special email or text-message login code. Once you do, scroll down to your payment methods, find your bank account, and click "Verify."

(EXAMPLE)



Enter the code that begins with "SM" and that's it! You'll be ready to donate with your newly verified bank account.


A few days later, our billing system will recoup that deposit. If you have any questions please let us know at Businessmanagerbmumc@gmail.com.


Thank you!

Manage your donor profile, donation history, recurring donations, and email preferences:

[Access my donor profile](#)

10. Add a Debit/Credit Card – not necessary if a bank account is added. After the card number is added there will be a box to check to save the card to your account – Again the church office does not save this information. There will also be a box to check if you wish to offset the credit card fees.



Home Give Groups Signups More 

Give \$ USD

▼


This is our general operating fund.

[+ Add donation](#)

Frequency

▼

My information

 Elizabeth Moy
businessmanagerbmumc@gmail.com

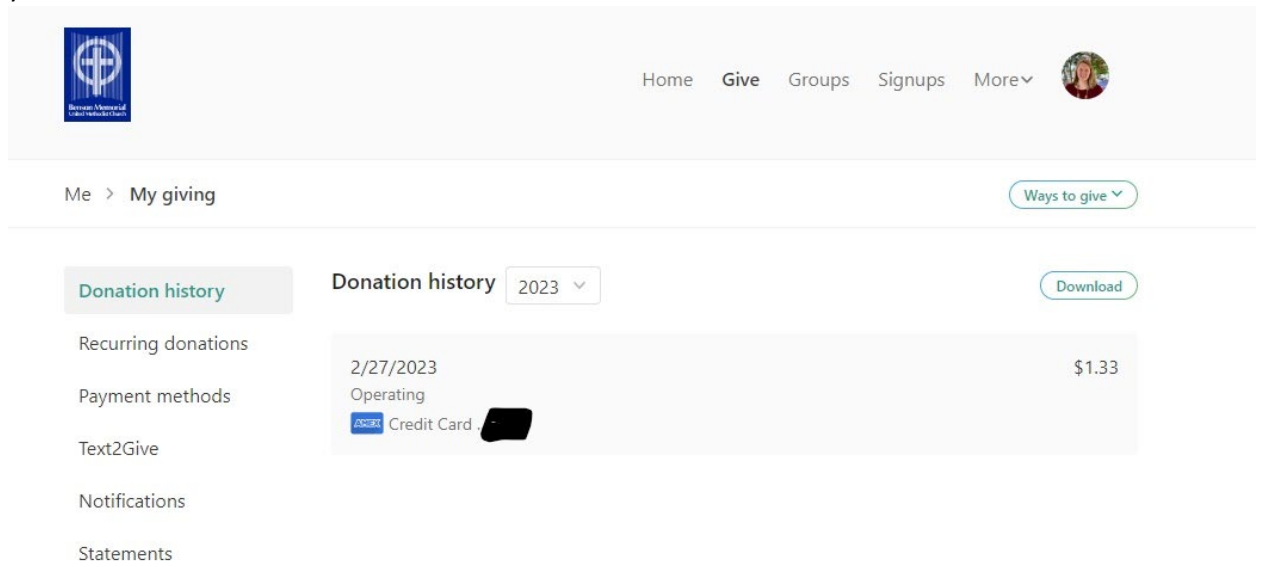
Select payment method

Cancel


The minimum donation is \$0.50

Payment information is TLS encrypted and stored at [Stripe](#) - a Level 1 PCI compliant payment processor. Bank verification powered by [Stripe](#).

11. Donation History – your donation history will be listed on your giving page after you have made your first donation.




The screenshot shows a user's profile page for a church organization. At the top left is the organization's logo, a blue square with a white cross and the text "St. Andrew's Episcopal Church". To the right are navigation links: "Home", "Give", "Groups", "Signups", and "More" with a dropdown arrow. A user profile picture is visible on the far right. Below the navigation bar, the breadcrumb "Me > My giving" is shown on the left, and a "Ways to give" button is on the right. The main content area features a "Donation history" section with a dropdown menu set to "2023" and a "Download" button. On the left side of this section is a vertical menu with options: "Recurring donations", "Payment methods", "Text2Give", "Notifications", and "Statements". The main content area displays a single donation entry for 2/27/2023, categorized as "Operating", with a payment method of "Credit Card" (partially obscured by a black redaction box) and a value of "\$1.33".

Home Give Groups Signups More 

Me > My giving [Ways to give](#)

Donation history 2023 [Download](#)

- Recurring donations
- Payment methods
- Text2Give
- Notifications
- Statements

2/27/2023	Operating	\$1.33
 Credit Card 